

- YELLOW LIGHT
- WASTE ENERGY
- SHORT LIFE

NEW **PREMIRA®
LUMI-TWIST™**

**CRISP
WHITE
LIGHT**

SIMILAR TO
NATURAL SUNLIGHT

- BALANCED SPECTRUM
- RENDERS COLORS ACCURATELY
- LIKE TAKING THE ROOF OFF YOUR BUILDING

UP TO **83%**
**ENERGY
SAVINGS**

- USES LESS ELECTRICITY
- 83% LESS HEAT

Outline of A-19 lamp



**MINI
LUMI-TWIST™
DESIGN**

- SMALLER THAN A STANDARD INCANDESCENT
- ELECTRONIC DESIGN FOR SOFT START




MINI LUMI-TWIST™

LUMI-TWIST™

**LONG LIFE
DESIGN**

- OUTLASTS INCANDESCENTS 24 TO 1
- RATED FOR COMMERCIAL AND INDUSTRIAL APPLICATIONS

SHORT LIFE INCANDESCENT
FIRST BURNOUT
AS EARLY AS



**M.E. LUMI-TWIST™
GUARANTEED
UP TO**



To Order Call:

UNITED STATES ... 1-800-437-4794
 CANADA 1-800-268-4749
 TORONTO 1-416-675-1623



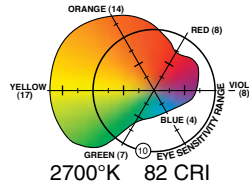
LUMI-TWIST™ COMPACT FLUORESCENTS

IMPROVES LIGHT QUALITY

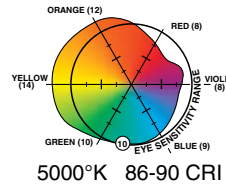
COLOR COMPARISON		
HEARTH-GLO®	2700°K	82 CRI
ALPINEWITE®	5000°K	90 CRI
XB ALPINEWITE®	5000°K	86 CRI

HEARTH-GLO® mixes well with incandescents. ALPINEWITE® and XB ALPINEWITE® are balanced spectrum scotopically-rich colors.

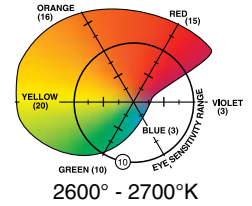
HEARTH-GLO®



ALPINEWITE® XB ALPINEWITE®



INCANDESCENT



SHORT LIFE INCANDESCENT (LIGHT OUTPUT)		REPLACED BY LUMI-TWIST™ (LIGHT OUTPUT)				
WATTS	MEASURED LUMENS INITIAL/AVERAGE*	HEARTH-GLO®		ALPINEWITE®/XB ALPINEWITE®		
		WATTS	MEASURED LUMENS	SEEABLE LUMENS	MEASURED LUMENS	SEEABLE LUMENS
40W	435/348	5W MINI	255	270	250	404
60W	635/508	9W MINI	n/a	n/a	450	727
75W	875/700	13W MINI	800	852	800	1,293
100W	1,350/1,075	18W MINI	n/a	n/a	1,170	1,890
100W	1,350/1,075	20W	n/a	n/a	1,175	1,974
100W	1,350/1,075	23W	n/a	n/a	1,470	2,470
150W	2,375/1,900	26W	1,600	1,704	1,600	2,688
200W	3,080/2,464	40W	n/a	n/a	2,400	4,032

* Short life incandescent average lumens are about the same as long life lumens. LUMI-TWIST™ lamps have an average 80% lumen output at end-of-life, compared to short life incandescents average of 60% lumen output at end-of-life.

SAVES ENERGY



- UP TO 83% LESS ELECTRICITY
- REDUCES AC COSTS
- CUTS YOUR POWER BILL

INCANDESCENT LAMP	EQUIVALENT TWIST COMPACT	LIGHTING SAVINGS	A/C ENERGY SAVINGS	TOTAL SAVES
40W	5W MINI	\$61.32	\$25.59	\$86.91
60W	9W MINI	\$89.35	\$37.31	\$126.66
75W	13W MINI	\$108.62	\$45.31	\$153.93
100W	18W MINI	\$143.66	\$59.90	\$203.56
100W	20W	\$140.16	\$58.40	\$198.56
100W	23W	\$134.90	\$56.20	\$191.10
150W	26W	\$217.24	\$90.60	\$307.84
200W	40W	\$280.30	\$116.90	\$397.22

* AC savings based on typical need of .417 watts to remove heat caused by 1 watt in lighting energy.

** Based on \$.10/kwh operated 24hr/day, 365 days/yr for 24 months.

DIMENSIONS

LUMI-TWIST™



Using lamps on dimmer circuits voids warranty.

WATTS	M.O.L.	WIDTH	WEIGHT
5W MINI	3 1/2"	1 3/8"	1.4 oz
9W MINI	3 7/8"	1 9/16"	1.6 oz
13W MINI	4 1/16"	1 13/16"	1.8 oz
18W MINI	4 1/2"	2 1/8"	3.0 oz
20W	5 1/2"	2 3/8"	4.1 oz
23W	6"	2 3/8"	4.2 oz
26W	6 1/8"	2 3/8"	4.3 oz
40W	7 1/8"	2 5/8"	6.1 oz

To Order Call:

UNITED STATES ... 1-800-437-4794
 CANADA 1-800-268-4749
 TORONTO 1-416-675-1623

